

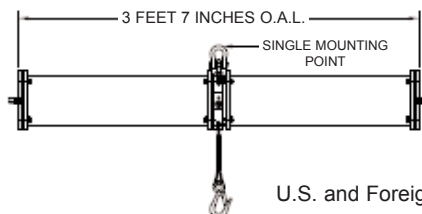
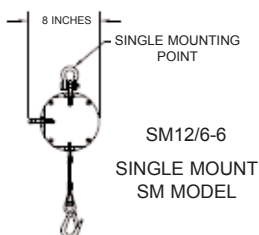
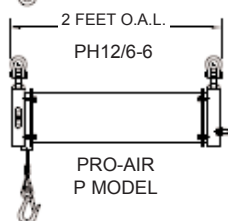
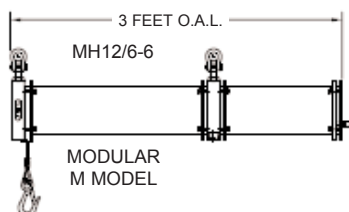
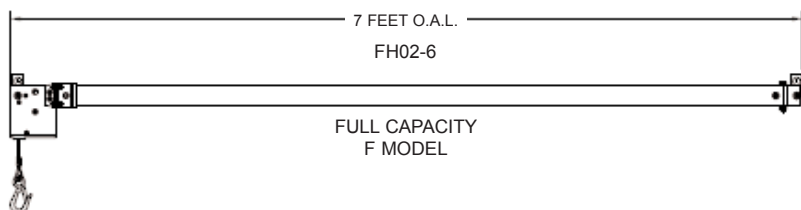
SINGLE MOUNT PRO-AIR UNITS - 3 MODELS

SM-03, SM-06 & SM-12

BAL-TROL® IS THE COST EFFECTIVE SOLUTION FOR WORKPLACE LIFTING INJURIES.

HORIZONTAL MOUNTING STYLE

- ★ Space Saving Single Mount Horizontal Bal-Trol® Mounts Like a Vertical.
- ★ The Single Mount Advantage Is It Can Be Mounted Inline or Perpendicular To The Rail.
- ★ Only Needs One Trolley.
- ★ For All Repetitive Lifting Applications.
- ★ Simple to Operate.
- ★ Made to Order Travels from 1 Foot to 30 Feet or More.
- ★ Contains No Expensive Electronic Components or Computer Parts to Fail, Overheat, Have Moisture Damage or Require Reprogramming.



SPACE SAVING
WITH SINGLE MOUNTING POINT
SAME CAPACITY (200 LBS.)
SAME TRAVEL (6 FEET)

All Bal-Trols® have a range of "Float" to allow for precision placement without damaging product or machine.

LOAD CAPACITY			
RATIO	SM-03 80PSI	SM-06 80 PSI	SM-12 80PSI
6:1	60 LBS.	100 LBS.	200 LBS.
4:1	80 LBS.	125 LBS.	300 LBS.

Example:

Model - SM06/6-4-SL

Single Mount Pro-Air, Horizontal Mtg., 100 Lbs. capacity, 4 ft. of travel, Slim-Line Sensi-Touch® Control.

Model - SM12/6-7-H

Single Mount Pro-Air, Horizontal Mtg., 200 Lbs. capacity, 7 ft. of travel, Speed Handle Control.

CHECK UNIT'S OVERALL LENGTH, CHECK YOUR HORIZONTAL & VERTICAL DIMENSIONS.

HOW TO ORDER SINGLE MOUNT PRO-AIR

[S] [M] [0] [3] / [6] - [6] - [B]
MOUNTING H MODEL RATIO TRAVEL (6 FT) BALANCE CONTROL

SM03/6-6-B Single Mount Pro-Air, Horizontal Mounting, 60 Lb. Capacity @ 80 PSI, 6 ft. of travel with Balance Control.

U.S. and Foreign Patents Pending

